

SURFACE MOUNTED CIRCULAR COMMERCIAL DOWNLIGHT**PRODUCT DESCRIPTION**

LED commercial circular surface mounted fitting with opal diffuser. Suitable for reception areas, corridors and general circulation areas.

KEY FEATURES

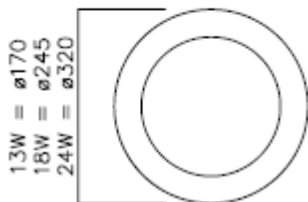
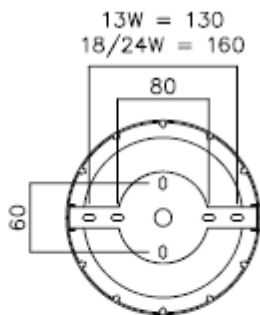
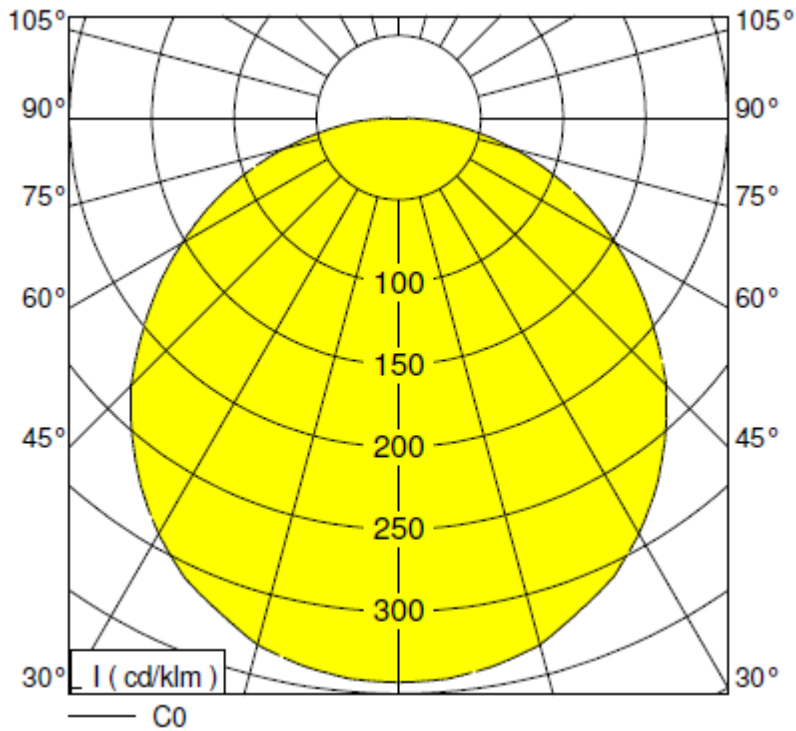
- For surface mounting
- Edge mounted LEDs
- Opal PMMA diffusers in a die-cast aluminium bezel
- Supplied complete with driver

TECHNICAL DETAILS

- Available in 3 wattages, as listed:
 - 13W, 810 lumens, 60 l.lm/c.W
 - 18W, 1,295 lumens, 70 l.lm/c.W
 - 24W, 1,840 lumens, 75 l.lm/c.W
- CRI >80
- CCT 5000K
- Class I
- 5 year warranty

Part number	Description
LEDCIRC9	170MM 801LM 13W LED SURF CIRC PANEL 850
LEDCIRC10	245MM 1301LM 18W LED SURF CIRC PANEL 850
LEDCIRC11	320MM 1836LM 24W LED SURF CIRC PANEL 850

PHOTOMETRIC DATA



Date completed by manufacturer: 29 September 2016